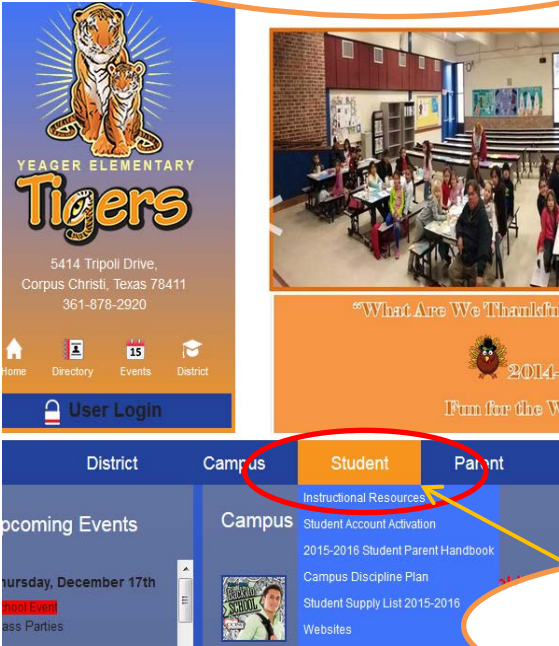


Step 1 sign on to campus website: yeager.ccisd.us




Step 2 Click on Student tab then click on Instructional Resources



Step 3 sign in to IDAuto login

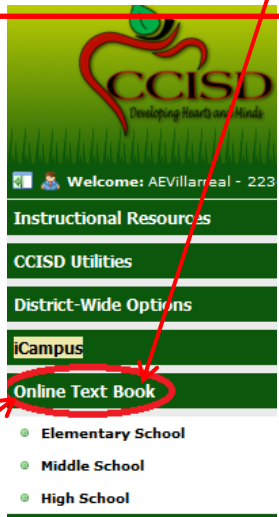
Students will Enter Username & Password (Same username & password they use to login to computer lab or workstation). Parents gain access using student's username and password.

Bedford Freeman, Cengage, HMH, McGraw –Hill (AP), & Sapling are outlined in red & not SSO. These publishers require: a username and password, or access code instructions found on Employee Portal "Online Textbooks"



Step 4 Click on Applications

Pearson, StemScopes, & McGraw-Hill are Single Sign-On (SSO) outlined in Green meaning students will have access to online when they click on publishers



Students and Parents will not have access to online textbook tab therefore it is the teacher's responsibility to ensure students know how to access online textbooks and resources. If students or parents need access to online textbooks please ask the teacher, librarian, assistant principals in charge of textbooks or the office of Book Processing. For more information call the Office of Book Processing 361-289-9257.